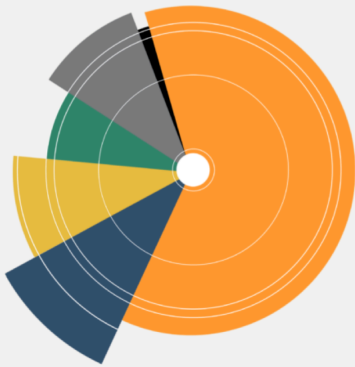


Amplifying Impact: 2019 Annual Report

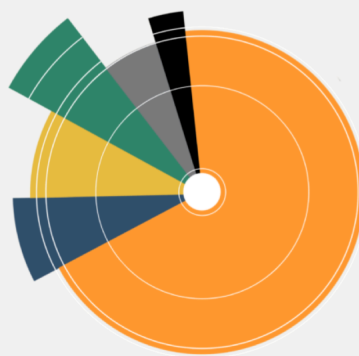
Fundraising



Fundraising Totals

- UTC: \$25,126,237
- UTHSC: \$22,048,056
- UTK: \$173,746,126
- UTM: \$28,887,478
- UTIA: \$30,835,205
- UWA: \$1,612,265

System Total: \$282,255,367

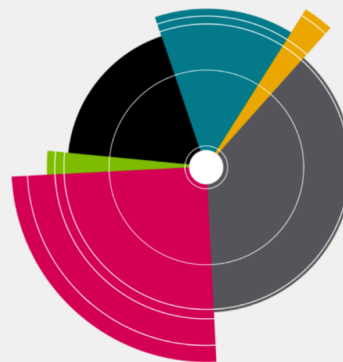


Number of Donors

- UTC: 5,913
- UTHSC: 4,404
- UTK: 47,182
- UTM: 4,651
- UTIA: 3,648
- UWA: 2,285

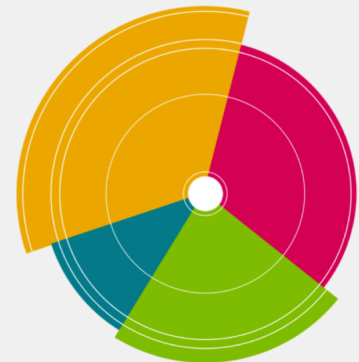
System Total: 64,632

**Donor totals do not equal the sum of all campuses, because many donors give to multiple campuses and programs.*



Analysis By Source

- Alumni: \$107,438,690
- Friends: \$69,345,900
- Employee: \$4,542,612
- Corporate: \$51,186,321
- Foundation: \$41,279,577
- Other: \$8,462,264



Analysis By Purpose

- Operating: \$90,533,919
- Endowment: \$65,267,599
- Capital Construction: \$31,003,732
- Deferred: \$95,450,114

Online Giving

Average Online Gift

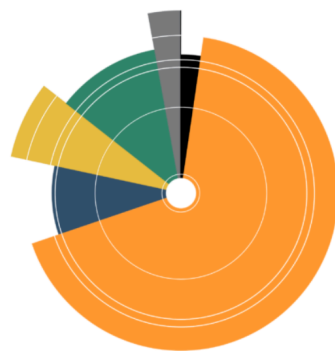
- UTAA: \$150.78
- UTC: \$48.19
- UTHSC: \$296.74
- UTIA: \$177.99
- UTK: \$143.79
- UTM: \$1547.98

Average: \$130.96

Dollar Raised per Deliverable Email

- UTC: \$6.38
- UTHSC: \$15.34
- UTIA: \$8.68
- UTK: \$13.67
- UTM: \$9.73

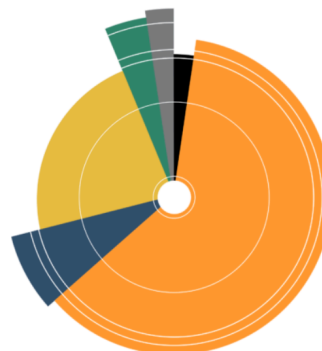
Average: \$13.07



Online Giving Totals

- UTAA: \$65,588.49
- UTC: \$301,580.07
- UTHSC: \$383,986.26
- UTIA: \$99,675.51
- UTK: \$2,474,085.39
- UTM: \$307,640.04

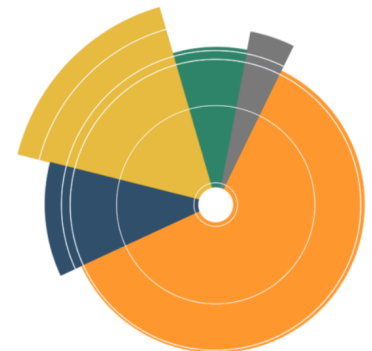
Total: \$3,632,555.76



Online Giving Transactions

- UTAA: 435
- UTC: 6,258
- UTHSC: 1,294
- UTIA: 560
- UTK: 17,206
- UTM: 1,985

Total: 27,738



Deliverable Email Addresses

- UTC: 47,258
- UTHSC: 25,031
- UTIA: 11,487
- UTK: 180,960
- UTM: 31,628

Total: 277,896

Amplifying Impact: 2019 Annual Report

Investment Approach

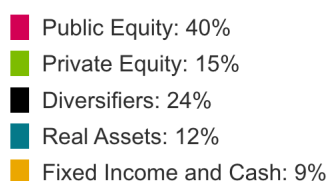
The University's Endowment takes a long-term approach to investing. Its primary objective is to achieve an annualized return greater than the rate of inflation plus spending, while preserving capital through a full market cycle.

To that end, it has implemented a disciplined strategy that incorporates both active and passive management, depending on the target market or manager strategy. The University works with an outside consultant to find managers that possess a repeatable strategy, solid investment culture, and emphasis on risk management.


This approach enables the University to maintain its long-term, strategic focus and avoid the distractions of short-term market movements. It is important to note that the Endowment is broadly diversified across multiple asset classes. Consequently, over any given time period, its return may diverge significantly from popular indices such as the S&P 500, individual mutual funds, and its peers.



Endowment Asset Allocation



Endowment Income by Area



Endowment Calendar-Year Total Return Vs. Primary Market Benchmark

	2010	2011	2012	2013	2014	2015	2016	2017	2018	2019
UT	12.8%	0.1%	11.8%	14.4%	4.8%	-1.6%	7.3%	11.4%	-3.2%	11.8%
Benchmark	11.7%	-4.6%	13.3%	16.5%	4.0%	-1.3%	6.0%	17.0%	-6.4%	18.4%

Current benchmark is comprised of 60% MSCI ACWI IMI, 39% Bloomberg Barclays Global Aggregate Index, and 1% US 91-day Treasury Bills.

Endowment Overview

	UT Endowments	Life Inc. Trusts	Chairs of Excellence	UC Foundation	Total Assets
2010	\$541	\$40	\$99	\$88	\$768
2011	\$630	\$42	\$113	\$103	\$888
2012	\$612	\$42	\$114	\$101	\$869
2013	\$684	\$44	\$123	\$112	\$963
2014	\$806	\$50	\$139	\$127	\$1,122
2015	\$837	\$44	\$137	\$131	\$1,149
2016	\$834	\$43	\$140	\$125	\$1,142
2017	\$926	\$42	\$152	\$135	\$1,255
2018	\$986	\$43	\$160	\$149	\$1,341
2019	\$1,034	\$40	\$167	\$153	\$1,394

\$1 = \$1,000,000

Amplifying Impact: 2019 Annual Report

Alumni Engagement

Number of Alumni

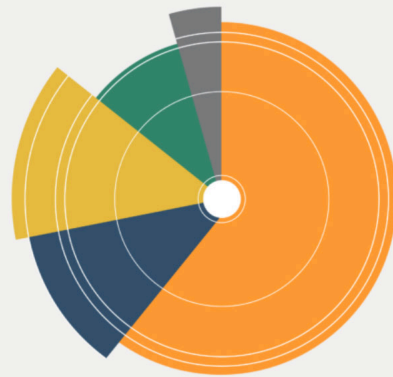
387,414

Number of Alumni Events

381

Number of Advocates

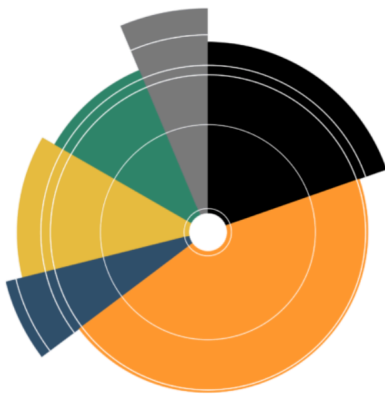
6,200



Engaged Alumni

- UTC: 30,453
- UTHSC: 20,793
- UTIA: 8,954
- UTK: 127,816
- UTM: 22,320
- Total: 203,617**

UT Foundation Operations



UT Foundation Staff

- UT System: 47
- UTC: 28
- UTHSC: 25
- UTIA: 13
- UTK: 103
- UTM: 15
- Total: 231**

UT Foundation Board of Directors

- | | |
|---|-------------------------|
| Michael K. Littlejohn,
<i>Chair</i> | Robert F. Decosimo |
| Philip A. Wenk, DDS,
<i>Vice Chair</i> | Dean Robert S. Dooley** |
| Hans N. Airee | Ronald E. Frieson |
| J. Jonathan Ayers | James L. Herbert, Jr. |
| Alexis G. Bogo | Joseph LaPorte, III |
| Christopher B. Bollinger | Kathy W. Ledbetter |
| Randy Boyd* | Betsy Brasher Melby* |
| Chancellor Keith S. Carver** | Charles E. Moore |
| Phillip A. Clendenin | Richard H. Sain |
| Gregory E. Cox | Betty Ann Tanner |
| Kimberly W. Cross | Ronald L. Turner |
| | Charles A. Wagner, III |
| | Philip A. Wenk, DDS |
| | Kerry Witcher* |

*Ex-officio **Non-voting

UT Alumni Association Board of Governors

- | | |
|--|---------------------------|
| John D. Staley III,
<i>President</i> | Jacquelyn Johnson* |
| Dr. Timothy L. Tucker,
<i>President-Elect</i> | Emily Capadalis Love |
| Catherine Harrison King,
<i>Treasurer</i> | Robert A. Mathis |
| Betsy Brasher Belby,
<i>Past-President</i> | J. Landon Messal |
| Lee Ann Adams | Dr. Leland D. Patouillet* |
| Randy Boyd* | Mitch Pollard |
| Jessica L. Bradberry | Dan Schlacter |
| Dr. Carlos M. Clardy | Stephanie F. Simpson |
| Kimberly W. Coffey | Roger P. Smith |
| Sue D. Culpepper | Candace D. Tate |
| James H. Duke, Jr. | Chandra Tuggle* |
| Jayne A. Holder* | Claire Wade |
| | Nicole Wellington |
| | Dr. Brian L. Winbigler |
| | Kerry W. Witcher* |

*Ex-officio **Non-voting